



Life to Eagle Seminar

Los Angeles Area Council
Frontier District

October 3, 2009

Presented by:
Mr. Y. T. Chung, District Advancement Chair
&
Mr. Bobby Joe, Asst. District Advancement Chair



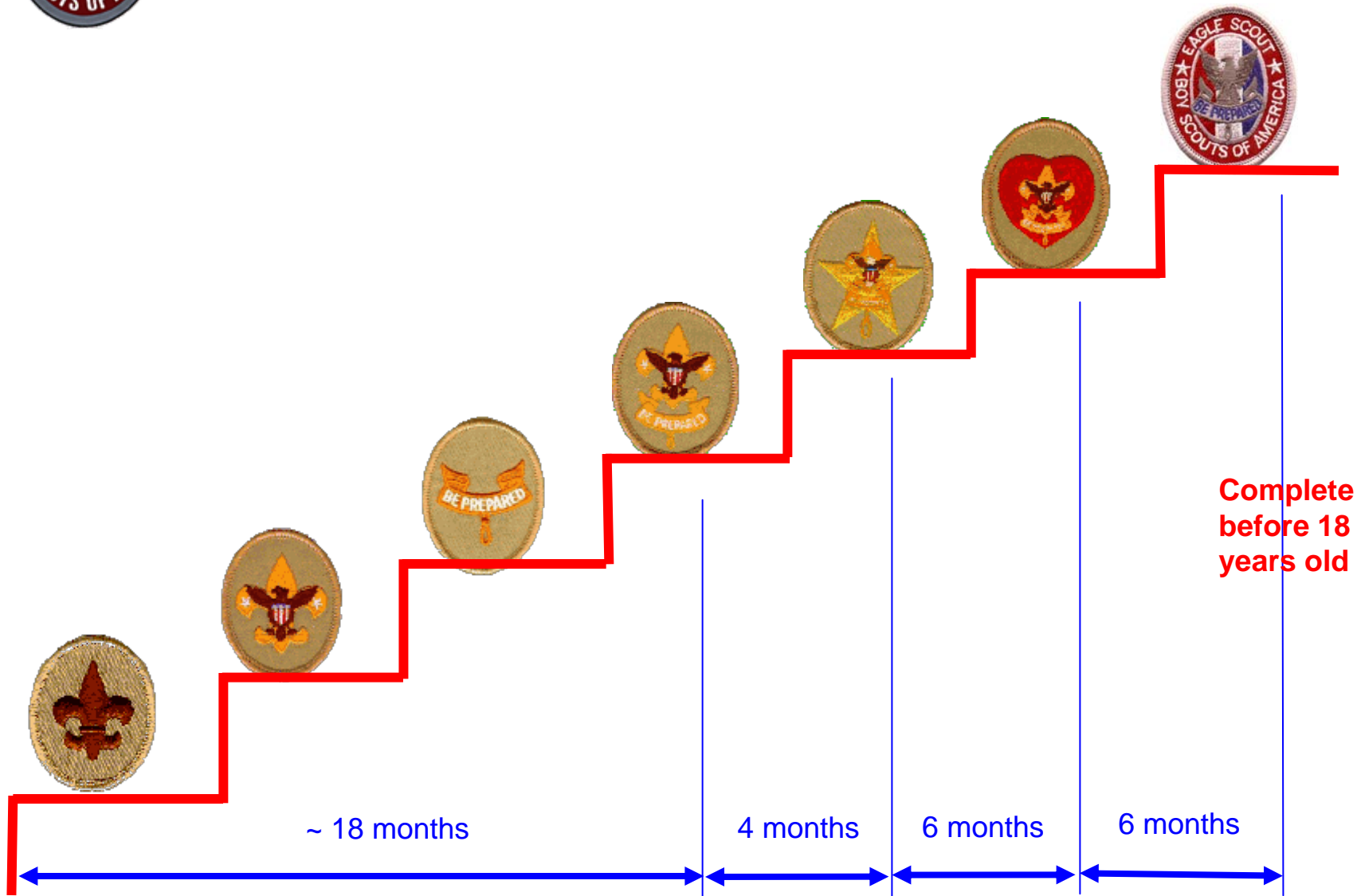
Seminar Objectives

- To review the requirements for Eagle rank
- To discuss the Eagle Leadership Service Project
- To review Eagle application process
- To discuss the Eagle Board of Review
- To answer any questions from Scouts & parents
- To understand time commitment

**Be Prepared
and
To Avoid Any Surprises!**



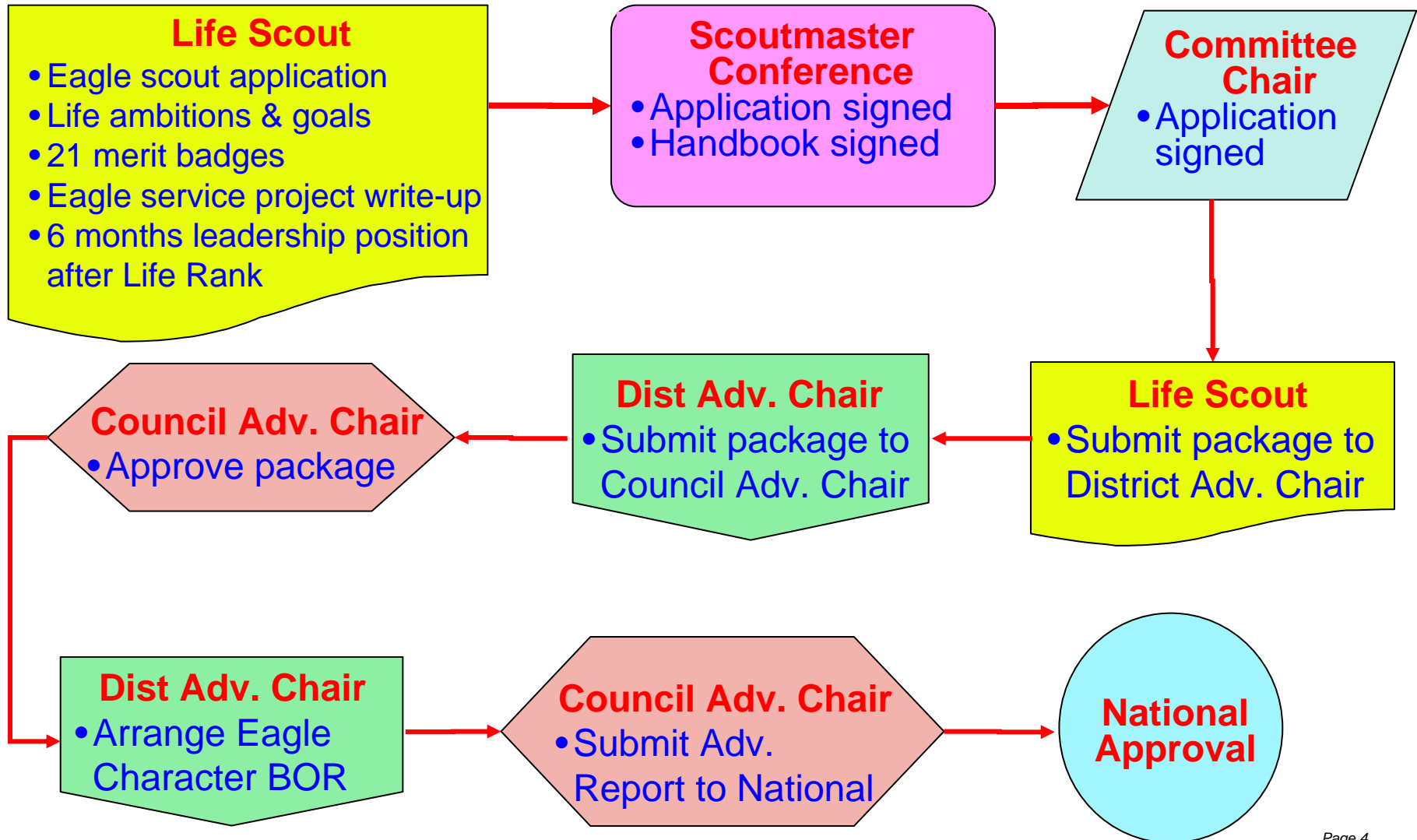
BSA Rank Advancement



Complete
before 18
years old



Life To Eagle : Approval Process





Life To Eagle : Requirements

➤ Requirements

- 21 Merit Badges (12 Eagle required merit badges)
- 6 months leadership position while a **Life Scout**
- Eagle Scout Leadership Service Project (must be yours NOT your parents' or anyone else's)
- Scout spirit (Scout oath and Scout law)
- Scoutmaster conference
- Eagle Scout rank requirements 1~6 in BSA Handbook initialed and dated
- Complete "Eagle Scout Rank Application" (form 58-728)
 - Requirement #6 : Ambitions and life purposes
 - Leadership positions as a Life Scout
 - Signed by Scoutmaster
 - Signed by Unit Committee Chair
 - Request reference letters to be sent to District Advancement Chair
- **Above Requirements must be completed before 18th birthday**
- Complete District Eagle Board of Review → **Can be conducted AFTER scout's 18th birthday**



Remember!

Eagle rank is more than just 21 merit badges & a project!

The primary emphasis is LEADERSHIP!



12 Required Merit Badges

- **Camping***
- Citizenship in the Community
- Citizenship in the Nation
- Citizenship in the World
- Communications
- Emergency Preparedness or Lifesaving
- Environmental Science
- First Aid
- Swimming or Hiking or Cycling
- **Personal Management***
- **Personal Fitness***
- **Family Life***

*Merit badges need at least 3 months to complete



Warning: **Several merit badges require specific, extended periods of time to complete.**

- If the requirement says:
 - Meet with your counselor ...
 - Keep records for three months ...
 - You must meet with your counselor **AT LEAST** three months prior to your 18th birthday or you cannot complete the merit badge in time!
- You cannot keep a record of your budget and spending for three months in only three weeks.
- To ask anyone to backdate merit badge requirements because of poor planning would violate the principles of the BSA and should invalidate the Eagle rank presented as a result of that action. This would be a terrible example to set for other Scouts.



Leadership Positions

- Scoutmaster assigned or elected
- Minimum of 6 months after Life rank
 - (one or more positions)
- Must do the job - Not just wear the patch
- Approved positions are:

- Sr. Patrol Leader
- Asst. Sr. Patrol Leader
- Patrol Leader
- Troop Guide
- Instructor
- Den Chief
- Troop Historian

- Troop Scribe
- Troop Librarian
- Troop Quartermaster
- Jr. Asst. Scoutmaster
- Chaplain aide
- Troop OA Representative

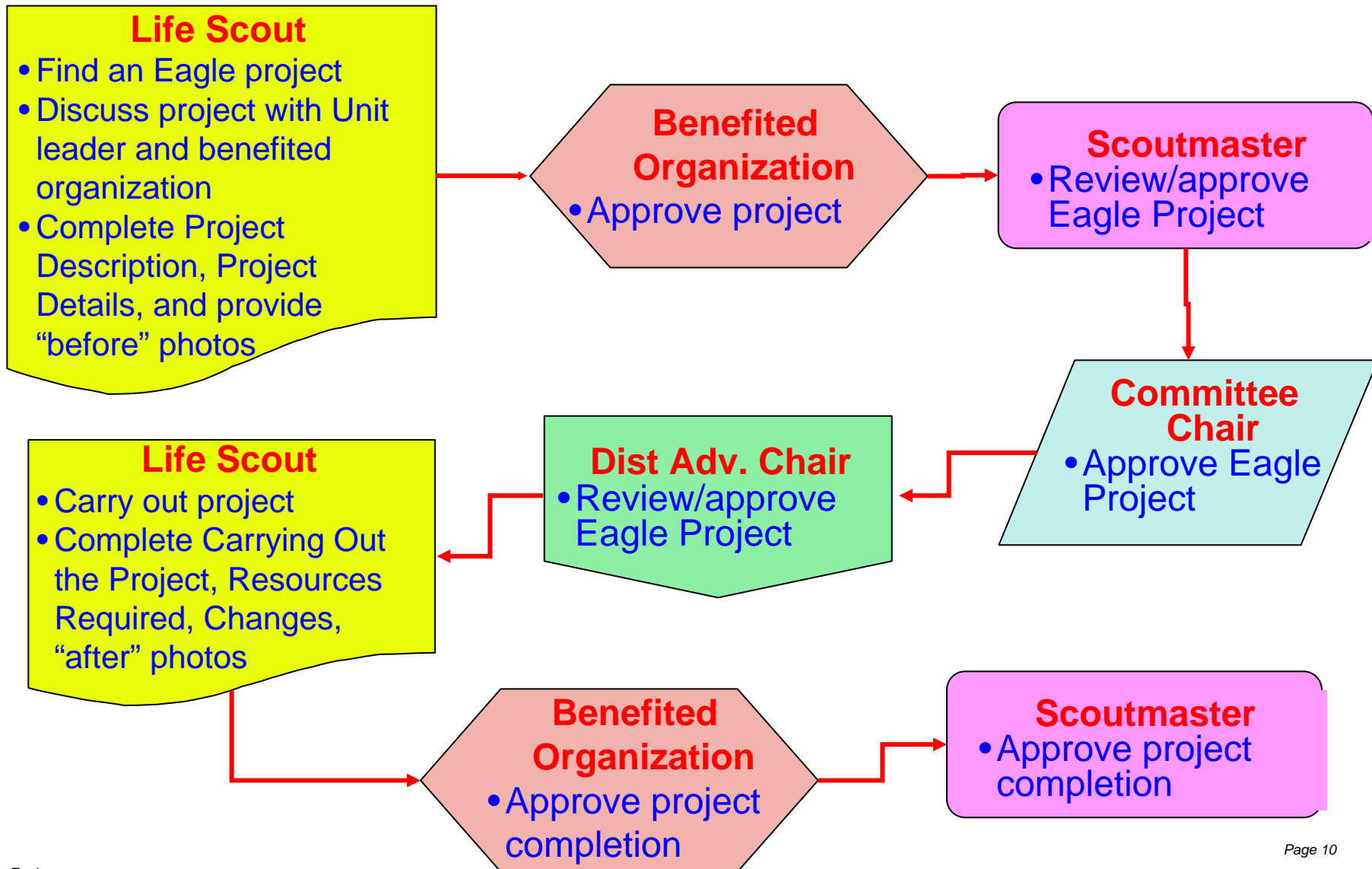
(troop may only have 1 OA rep at a time, must be approved by chapter / lodge)

Note:

Patrol QM, Asst Patrol Leader, Patrol Scribe do not satisfy requirement



Eagle Leadership Service Project Approval process





Eagle Leadership Service Project



- Purpose is to “Demonstrate Leadership of Others”
- Must benefit community organization
 - other than Boy Scouts
- May NOT benefit a commercial business
- May NOT be a “fund raiser”
- Must be planned and carried out by one Scout
 - no joint projects
- Will take up to 6 months to complete - plan ahead!
- May begin planning project immediately after passing Life Board of Review (become a Life Rank scout)
 - (not necessary to earn all 21 merit badges first.)



Sample Eagle Projects



- Built church sign
- Landscaped church grounds
- Repaired church playground
- Built church janitor closet
- Repaired & cleaned out storage shed
- Collected eye glasses for Lions Club
- Built chuck boxes for Girl Scout troop
- Repaired church home for aged & sponsored social event for residents
- Built newspaper re-cycling bins for Wood Elementary School
- Re-landscaped and fixed up church sign
- Painted Logos on schools
- Built bull-pens for Mansfield High School baseball field
- Built cabinets for Sunday School rooms
- Repaired, re-roofed, landscaped church gazebo



Eagle Leadership Service Project Plan



- Meet with an adult advisor before doing much planning.
- The project plan write up
 - Must use official BSA Workbook **adobe pdf format** to submit plan and final report
 - Download from Frontier District webpage in LAAC website (www.boyscoutsla.org) or BSA National Eagle Scout Association, NESAs, website (<http://www.nesa.org/trail>)
 - Unit Leader/Benefited organization **signatures must be on pages 9 and 13**
- Approvals:
 - Scoutmaster / Project Advisor
 - Troop Committee
 - Organization served
 - District Advancement Committee

Must have District approval BEFORE starting work!
(To begin earlier could invalidate the entire project)



Tour Permit for Eagle Service Project



BOY SCOUTS OF AMERICA LOCAL TOUR PERMIT APPLICATION

FOR TRIPS AND CAMPS UNDER 500 MILES

LOCAL PERMIT NO. _____ DATE ISSUED _____

This application must be filed with local council service center two weeks in advance of scheduled activity for proper clearance. It is used for trips of less than 500 miles. If destination is 500 miles or more one way or outside the U.S.A. (local council camp accepted), use National Tour Permit Application, No. 4418B. If backcountry trip, be sure to know BSA Wilderness Use Policy.

Name of unit No. _____ Town _____ District _____ hereby applies

for a permit and submits plans herewith for a trip from _____, 20____, to _____, 20____.

Give itinerary if tour; or destination if camp, including route description for reaching campsites (for long trip attach map indicating route and overnight stops):

Type of trip: One day Touring camp Short-term camp Long-term camp (Furnish copy of program and manual.)

Activity Standards: Where swimming or boating is included in the program, Safe Swim Defense, No. 34370A, and/or Safety Afloat, No. 34368B, standards are to be followed. If climbing/rappelling is included, then Climb On Safety, No. 3209 (which recommends the American Red Cross's standard first aid and When Help Is Delayed or equivalent course), must be followed.

One adult in the group must be trained as outlined:

NAME	AGE	WATER RESCUE RESCUE EQUIPMENT COURSE DATE	SAFETY Afloat/Climb ON SAFETY COURSE DATE	CLIMB ON SAFETY EQUIPMENT COURSE

At least one person must be trained in CPR from any recognized agency for Safety Afloat and Climb On Safety.

NAME	AGE	CPR TRAINING DATE	AGENCY	EQUIPMENT COURSE

Mode of transportation: Car RV Van Bus Boat Canoe Train Hiking Truck Other _____

(The beds of trucks and camp trucks are approved for equipment only—passengers are allowed only in the cab.)

Tour will include _____ youth and _____ adults. Have parents' approvals been secured?

It is the tour leader's and unit committee member's understanding that all drivers, vehicles, and insurance coverages will meet the national requirements as listed on the reverse side of this application.

Leadership and personnel: Boy Scouts of America policy requires at least two adult leaders on all camping trips and tours. Good Venturing crews must have both male and female leadership. The adult leader in charge of this group must be at least 21 years old.

Youth Protection Training:
• All registered adults participating in any nationally conducted event or activity must have completed the BSA Youth Protection Training.
• At least one registered adult who has completed BSA Youth Protection Training must be present at all other events and activities that require a tour permit.

Tour leader's name _____ Age _____ Phone _____

Address _____

I have in my possession a copy of Guide to Safe Scouting, No. 34416B, and have read it. _____ Tour leader's signature

Assistant tour leader's name _____ Age _____ Phone _____

Address _____

Signature of unit committee _____ Signature of tour leader _____

RETAIN IN COUNCIL SERVICE CENTER

OFFICIAL LOCAL TOUR OR CAMP PERMIT

BOY SCOUTS OF AMERICA This permit should be in the possession of the trip leader at all times and displayed when requested by Scouting officials or other duly authorized persons.

Permit issued to _____ No. _____ Town _____

Name of unit _____

Name of tour leader _____ Age _____ Address _____

Name of tour leader _____ Age _____ Address _____

Permit covers all travel between _____ and _____

Dates of trip from _____, 20____, to _____, 20____.

Total youth _____ Total adults _____

This group has given the local council every assurance that they will conduct themselves according to the best standards of Scouting and observe all rules of health, safety, food sanitation as prescribed by the Boy Scouts of America and as stated in the Pledge of Performance on the reverse side of this permit.

Official unless council stamp appears by _____

These spaces are for the signatures and comments of officials where the group camps or stays for one night or more. Signatures indicate that the cooperation and conduct of the Cub Scouts, Boy Scouts, Variety Scout, or Venturing group were satisfactory in every way.

Date	Place	Signature	Comment

24620C 2003 Boy Scouts of America

- Place & Date of the project
- For water related activities
- Estimated youths/adults
- 2 Adult Leaders required
- Tour permit for Unit Place & Date of the project & estimated youth/adult participants





Eagle Project Approval Checklist



Boy Scouts of America
Frontier District, LAAC



Checklist for Frontier District Eagle Scout Project Approval

Scout's Name: _____ Phone: _____ Unit #: _____
District Reviewers: _____ and _____ Date: ___/___/___

Preliminary: These MUST be completed prior to beginning of the District Eagle Project Review.

- Secure an appointment with the District Eagle Project Review Chair? (Refer to FR Adv. Committee on www.boyscoutsofva.org)
- Scout Dressed in full uniform
- Using Form 18-927E Eagle Scout Service Project Workbook in **pdf format** published by NESA? (**Other format will NOT be accepted**)
- Organize **"typed"** Eagle Scout Service Project Workbook in a 3-ring binder? (Unit No., Leader Name, etc., Workbook page 1)
- Signature of representative from organization to benefit? (Workbook **page number 9** and **page number 13** to be signed later)
- Signature of Scoutmaster or Unit Eagle Coordinator? (Workbook **page number 9** and **page number 13** to be signed later)
- Signature of Unit Committee representative? (Workbook **page number 9**)

Project Description:

- Complete description of the project?
- Does the group to benefit qualify? Who will indirectly benefit? _____
- Complete description of benefit provided to the group identified?

Project Details:

- Complete description of the present conditions? ("Before" photos, Pictures, Maps, Drawings, or Sketches as appropriate)
- Methods used to complete the project:
 - How will the project work be organized?
 - How will the Scout demonstrate leadership?
- Materials required for the project:
 - Complete list of necessary materials? (Breakdown of the materials and amount of each needed)
 - Where will the Scout secure the materials? (Retail outlets, organizations, benefiting group, etc.)
 - How much will the materials cost?
 - How will funding to pay for the materials be secured? (Fundraiser, donations (donation letters), benefiting group, etc.)
- Resources required for the project:
 - Complete list of all the resources necessary? (Tools, electricity, transportation, etc.)
 - Where will the Scout secure the resources? (Provided by self, friends, Scout unit, benefiting group, etc.)
- Project helpers (people) necessary to complete the project:
 - Where does the Scout plan to get the people? (Scout unit, friends, schoolmates, family, etc.)
 - List of the number of people needed and when? (Schedule of personnel requirements based on project workload)
- Time schedule:
 - Has the Scout set dates for working on the project, and are these dates realistic?
 - What are the contingency plans in case the dates don't work out? (Inclement weather, missing materials, etc.)
 - Volunteer Sign in/Sign out sheet showing Name, Time in/Time out, Total Hours worked on project
 - Time log including each contact, discussion, purchase of materials, appointments, phone calls, hours working on project
- Safety considerations:
 - Hazards involving the worksite, materials, tools, and weather? (Including sun/rain protection, power tools)
 - Availability of first aid supplies and access to emergency services?
- Who will provide water and food? (Will workers who neglect to bring water have access to it?)
- Are restroom and/or wash facilities available? (If not, do they need to be?)
- Flyer (Name, Phone number, Where, When, Brief details of project, Map, What should volunteers bring)
- Tour Permit completed for signature? (If project date unknown leave blank till a date is secured and then have permit signed.)

Actions of the District Review Team:

- Yes No Project approved? (If not, ensure Scout has a complete understanding of what he needs to add or change)
- Yes No Follow-up date selected if the project approval is pending on additional information to be provided



Eagle Application Process



- Complete all requirements
- Write Eagle project final report
- Complete Scoutmaster conference
- Complete Eagle Rank Application
- Submit Application & Project Final Report to:
Troop Committee & Scoutmaster for approval
- Submit to District Advancement Chair for approval
- District submits to Council for approval
- Approved application returned to District for Eagle Board of Review
- Conduct Eagle Board of Review
- Submit to Council for National approval
- District notifies scout after receiving Eagle certificate from Council



← PID No.

PID No. (Required)



EAGLE SCOUT RANK APPLICATION

TO THE EAGLE SCOUT RANK APPLICANT. This application is to be completed after you have completed all requirements for the Eagle Scout rank. Print in ink or type all information. List the month, day, and year for all dates. When using computer date blocks list the date: July 8, 1970, as 07 (for July) 08 (for day) 70 (for year). When you have completed this application, sign it and submit it to your unit leader.

FOR COUNCIL USE ONLY	
COUNCIL NO.	TYPE OF UNIT
REGION C, N, S, W	NATIONAL NO.
NAME ON OFFICIAL REGISTRATION	

LIST YOUR FULL LEGAL NAME (UP TO 30 CHARACTERS ONLY).

Street or P.O. Address

City, State and Zip

Telephone (including area code)

Troop, Team, Crew, or Ship

City, State and Zip

City, State and Zip

City, State and Zip

City, State and Zip

City, State and Zip

City, State and Zip

City, State and Zip

City, State and Zip

City, State and Zip

City, State and Zip

City, State and Zip

City, State and Zip

City, State and Zip

City, State and Zip

City, State and Zip

City, State and Zip

City, State and Zip

City, State and Zip

City, State and Zip

City, State and Zip

City, State and Zip

City, State and Zip

City, State and Zip

City, State and Zip

City, State and Zip

Date joined a Boy Scout troop

Date became a Varsity Scout

Date became a Venturer

Date of First Class Scout board of review

Date of Star Scout board of review

Were you a Cub Scout?

Were you a Webelos Scout?

Did you earn the Arrow of Light Award?

Had you completed fifth grade upon joining?

Month	Day	Year

| Yes | No

| Yes | No

| Yes | No

| Yes | No

| Yes | No

AGE REQUIREMENT ELIGIBILITY. Merit badges, badges of rank, and Eagle Palms may be earned by a registered Boy Scout, Varsity Scout, or Venturer. He may earn these awards until his 18th birthday. Any Venturer who achieved the First Class rank as a Boy Scout in a troop or Varsity Scout in a team may continue working for the Star, Life, and Eagle Scout ranks and Eagle Palms while registered as a Venturer up to his 18th birthday. Scouts and Venturers who have completed all requirements prior to their 18th birthday may be reviewed within three months after that date with no explanation. Boards of review conducted between three and six months after the candidate's 18th birthday must be preapproved by the local council. A statement by an adult explaining the reason for the delay must be attached to the Eagle Scout Rank Application when it is submitted to the Eagle Scout Service. The Boy Scout Division at the national office must be contacted for procedures to follow if a board of review is to be conducted more than six months after a candidate's 18th birthday.

A Scout or Venturer with a disability may work toward rank advancement after he is 18 years of age. See Advancement Committee Policies and Procedures for details.

Date of birth

Month Day Year

Date of Life Scout board of review

Month Day Year

REQUIREMENT 1. Be active in your troop, team, crew, or ship for a period of at least six months after you have achieved the rank of Life Scout.

REQUIREMENT 2. Demonstrate that you live by the principles of the Scout Oath and Law in your daily life. List the names of individuals who know you personally and would be willing to provide a recommendation on your behalf.

Name	Address	Telephone
Parents/guardians	_____	_____
Religious	_____	_____
Educational	_____	_____
Employer (if any)	_____	_____
Two other references	_____	_____

REQUIREMENT 3. Earn a total of 21 merit badges (required badges are listed). List the month, day, and year the merit badge was earned.

MERIT BADGE	DATE EARNED	UNIT NO.	MERIT BADGE	DATE EARNED	UNIT NO.	MERIT BADGE	DATE EARNED	UNIT NO.
1 CAMPING			8 FIRST AID		15			
2 CITIZENSHIP IN THE COMMUNITY			*9 CYCLING OR/HIKING OR/SWIMMING		16			
3 CITIZENSHIP IN THE NATION			10 PERSONAL MANAGEMENT		17			
4 CITIZENSHIP IN THE WORLD			†11 PERSONAL FITNESS		18			
5 COMMUNICATIONS			12 FAMILY LIFE		19			
6 EMERGENCY PREPAREDNESS OR LIFESAVING		13			20			
7 ENVIRONMENTAL SCIENCE		14			21			

*Cross out badges not earned. If a crossed-out badge was earned, it may be reentered in 13 through 21. Four of these required merit badges were earned for the Star Scout rank and three more were earned for the Life Scout rank. †Effective April 1, 1999.

Scout Info

DOB & Rank earned

References

Merit badges and earned date



REQUIREMENT 4. While a Life Scout, serve actively for a period of six months in one or more of the following positions of responsibility. List only those positions served after Life board of review date.

Boy Scout troop. Patrol leader, assistant senior patrol leader, senior patrol leader, troop guide, Order of the Arrow troop representative, dan chief, scribe, librarian, quartermaster, junior assistant Scoutmaster, chaplain aide, instructor, historian, Ventura patrol leader

Varsity Scout team. Captain, cocaptain, program manager, squad leader, team secretary, librarian, quartermaster, chaplain aide, instructor, dan chief, Order of the Arrow team representative

Venturing crewship. President, vice president, secretary, treasurer, dan chief, quartermaster, historian, guide, boatswain, boatswain's mate, yeoman, purser, storkeeper

Date of Life Scout board of review

Position _____ FROM TO

Position _____ FROM TO

} Leadership position & service dates

REQUIREMENT 5. While a Life Scout, plan, develop, and give leadership to others in a service project helpful to any religious institution, any school, or your community. The project idea must be approved by your Scoutmaster and troop committee and by the council or district before you start. You must use the *Eagle Scout Leadership Service Project Workbook*, No. 18-927, in meeting this requirement.

Project name: _____ Date project was completed

Grand total of hours: _____ (from page 10 of *Eagle Scout Leadership Project Workbook*)

} Eagle project completion date

REQUIREMENT 6. Take part in a Scoutmaster conference (with Scoutmaster, Coach, or Advisor). Attach to this application a statement of your ambitions and life purpose and a listing of positions held in your religious institution, school, camp, community, or other organizations during which you demonstrated leadership skills. Include honors and awards received during this service.

Date conference was held

} SM conference date

CERTIFICATION BY APPLICANT. On my honor as a Scout/Venturer, all statements on this application are true and correct. All requirements were completed prior to my 18th birthday.

Signature of applicant _____ Telephone _____ Date

UNIT APPROVAL (personal signatures required)

Signature of unit leader _____ Telephone _____ Date

Scoutmaster, Coach, or Advisor

Signature of unit committee chair _____ Telephone _____ Date

} SM/Committee Chair signatures

BSA LOCAL COUNCIL CERTIFICATION. According to the records of this council, the applicant is a registered member of this unit and this application is approved as accurate.

Signed _____ Position _____ Date

EAGLE SCOUT BOARD OF REVIEW. The applicant appeared before the Eagle Scout board of review on this date, and this application was approved.

Review date This date will be used on the Eagle Scout credentials.

Signature of Eagle Scout board of review chairman _____ Signature of council/district board representative (if applicable) _____

I certify that all procedures, as outlined in *Advancement Committee Policies and Procedures*, have been followed. I approve this application.

Scout Executive _____ Date

Presentation of the rank may not be made until the Eagle Scout credentials are received by the BSA local council.



NATIONAL EAGLE SCOUT ASSOCIATION. The National Eagle Scout Association is a fellowship of men who have achieved the Eagle Scout rank. Membership embraces the top achievers of the Boy Scouts of America. Benefits include a subscription to *Eagleletter*. The journal keeps NESAs members informed on Scouting in general and Eagle Scouting in particular.

Applications are available at your local council service center.
Regular five-year memberships are \$25. Life memberships are \$180.

EAGLE SCOUT SERVICE VALIDATION

EDITIONS OF THIS APPLICATION PREVIOUS TO THE 2008 REVISION SHOULD NOT BE USED.



Eagle Project Summary Sheet



Council Control Number: _____ District Control Number: _____

Name: _____ District Number: _____ Unit: _____

Address: _____

Phone: _____ Email: _____

Description of Project:
(A simple paragraph about your project.)

Total Hours on Project: _____

Organization the Project was for: _____

This form is to be turned in with your Eagle Application Check Sheet. Please attach a before and after photo of your project.

} Scout Data

} Eagle project summary



Boy Scouts of America Frontier District, LAAC

Checklist for Frontier District Eagle Rank Application Approval



Scout's Name: _____ Phone: _____ Unit #: _____
District Reviewers: _____ and _____ Date: ____/____/____

Important: These MUST be met prior to requesting District Eagle Rank Application Review.

- Are you under 18 years of old?
- Complete and signed by your Troop leaders for all Eagle Rank requirements listed in BSA Handbook?

Eagle Scout Rank Application form:

- Use Form 58-728A (2008 print) Eagle Scout Rank Application in pdf format published by NESAs? (Other format will NOT be accepted)
- Enter PID number (This is your BSA membership number printed on your BSA ID card)?
- Fill out your name, address, phone number, troop number Section in page 1?
- Enter dates for Joined BSA, First Class rank, Star rank, Life rank, and Date of Birth?
- Provide all reference's name, address, and phone number except the Employer in Requirement 2?
- Have blue cards (or other official proof) for 9 eagle required and 12 non-eagle required merit badges in Requirement 3?
- Cross-out eagle merit badges not needed in 6 and 9 and enter the Date Earned in Requirement 3?
- Provide leadership positions after Life Rank in Requirement 4? The combined terms are more than 6 months after Life?
- Completed eagle project and fill out organization name and total project hours in Requirement 5?
- Complete the writing of your ambitions and life purpose essay for Requirement 6?
- Complete the Scoutmaster Conference before your 18th birthday for Requirement 6?
- The completed form has been signed by You, Your Scoutmaster, and Troop Committee Chair?

Final Check:

- Organize Eagle application, merit badge cards, life ambitions, and eagle project workbook in a 3-ring binder?
- Complete Eagle Project before 18th birthday?
 - All required signatures in pages 9 and 13 of Eagle Project Workbook have been signed?
- Tour permit required for your Eagle Project is included in the binder?
- Timeline required for Eagle Rank application:
 - 4 months between First Class and Star Rank?
 - 6 months between Star Rank and Life Rank?
 - 6 months between Life Rank and Eagle Board of Review?
 - At least 6 months Leadership position after Life Rank and before Eagle Board of Review?
- Merit Badge requirements:
 - All merit badge blue cards are arranged in the same sequence as listed in the application with signature side face-up?
 - No merit badges earned before joining the BSA?
 - 4 Eagle required merit badges earned prior to Star Rank?
 - 3 Eagle required merit badges earned prior to Life Rank?
 - 12 Eagle required and 9 non-eagle required merit badges earned prior to Eagle Board of Review?
- Ambitions and life purpose write-up completed for Requirement 6?
- Scoutmaster Conference completed before the 18th birthday?
- Scoutmaster, and Troop Committee Chair sign the application?
- Complete LAAC required Eagle Project Information Sheet and photos attached?
- Your Scoutmaster or Troop Leaders have reviewed the whole package and agree you are ready for the District Review?

Now you are ready to meet with District Eagle Rank Application Review Team:

- Secure an appointment with the District Advancement Chair? (Refer to FR Adv. Committee on www.boyscoutsla.org)
- Bring your BSA Handbook and dressed in full uniform

After your application has been approved by the District, the package will be submitted to LAAC for approval before your Eagle Board of Review. This may take 4-6 weeks. Your BOR can be held after your 18th birthday but should not be more than 3 months after your 18th birthday.

Revised 6/5/2009



Eagle Character Board of Review



- Scheduled after Eagle application has been approved by District and Council
- Conducted by Frontier District Advancement Committee
 - 3 ~ 6 BOR members, 21 years of age or older
 - BOR members do not have to be registered in scouting
- Conducted within 3 months after the submission of the application or scout's 18th birthday
 - Require Council pre-approval if conducted between 3 ~ 6 months after candidate's 18th birthday
 - Must petition the National BSA committee for extension if held 6 months after candidate's 18th birthday
- Does not re-test the candidates
- Unanimous approval by EBOR is required
- Take ~45 minutes total (3 groups: SM, Parents, and Eagle scout candidate)
- Scout should be in full Scout uniform
- Eagle rank date is the date Board of Review is passed.
 - Important if planning to earn Eagle Palms



Eagle Court of Honor



- It is optional and is up to the Eagle scout
- There is no required format
- Special ceremony to recognize only Eagle Scout(s)
- Conducted only after receiving National approval
 - ~4-6 weeks after Board of Review
- Planned and carried out by Troop and Parents
- Some items to consider:
 - Who to invite - up to the family
 - Date and time to accommodate schedule of special guests
 - Reserve church or other location
 - Reception decorations & refreshments - family responsibility
 - Letters from public officials - family's choice
 - Photo album of Scouting career at reception



Discussion & Questions

